

Bath spout with pop-up waste and overflow - Platinum

IMO

36 247 970



Fits: IMO, LULU, MADISON, MEM, TARA, CL.1, LISSÉ, VAIA, META, CYO















- drain Ø 52mm
- max. flow 27.8 l/min at 3 bar flow pressure

Also suitable for king-size baths.

In combination with 35 021 970 90 concealed single-lever mixer, is intrinsically safe under DIN EN 1717. Alternatively, ensure protection with vacuum breaker 35 150 970 90.

Also suitable for king-size baths.

In combination with 35 021 970 90 concealed single-lever mixer, is intrinsically safe under DIN EN 1717. Alternatively, ensure protection with vacuum breaker 35 150 970 90.

	Platinum	36 247 970-08
	Chrome	36 247 970-00
	Brushed Platinum	36 247 970-06
	Durabronze (23kt Gold)	36 247 970-09
	Dark Chrome	36 247 970-19
	Light Gold	36 247 970-26
	Brushed Light Gold	36 247 970-27
	Brushed Durabronze (23kt Gold)	36 247 970-28
	Matte Black	36 247 970-33
	Brushed Bronze	36 247 970-42
	Brushed Champagne (22kt Gold)	36 247 970-46
	Champagne (22kt Gold)	36 247 970-47
	Brushed Chrome	36 247 970-93
	Brushed Dark Platinum	36 247 970-99

Required miscellaneous



Vacuum breaker -
•3/4" connection

35 150 970 90

Required miscellaneous

Vacuum breaker - Platinum

36 150 970-08



Required miscellaneous



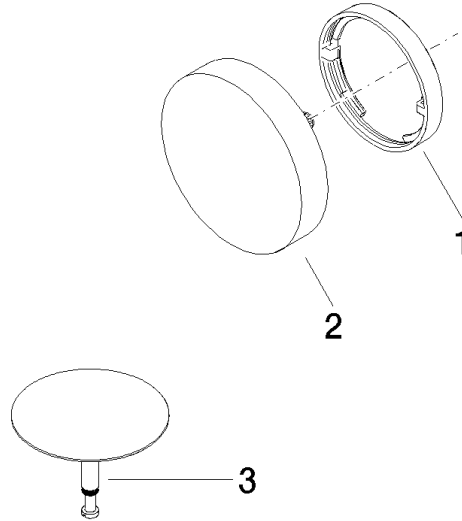
Bath spout with pop-up waste and overflow -
•bowden cable length 725 mm

35 248 970 90

36 247 970



36 247 970



Spare parts list

No.	Item Number	Name	Quantity used	Delivery time
1	09 11 01 124-08	cover	1	40
2	90 20 97 061 00-08	handle	1	40
3	04 31 20 031 48-08	plug	1	40